


SUMMER SAFETY TIPS

PROTECT YOUR PETS

- During periods of extreme heat and humidity, keep your pet indoors when possible.
- Limit outdoor exercise to early morning or evening.
- Avoid long walks, hikes, and excessive play.
- Provide pets with extra, cool water sources.
- Consider dog booties for hot pavement.
- Play in the sprinklers or a kiddie pool.



SPENDING TIME OUTSIDE?

We advise against leaving pets unattended outdoors during any time of year, but it's especially dangerous during periods of extreme heat & humidity.

When outside, always provide:


- A well-shaded and ventilated shelter;
- Non-metal, spill-proof water bowls.

Baby pools and sunscreen can also help keep outdoor pets safe.


Q: IS IT TOO HOT TO WALK?

TEST IT!

Hold your bare foot on the ground for **7 seconds**.



A: If it's too hot for bare feet, it's too hot for bare paws.



Source: face4pets.org



CHAMPAIGN COUNTY
HUMANESOCIETY



CHAMPAIGN COUNTY
HUMANESOCIETY

New Campus Spotlight:

The Education Building

One of the most exciting things about the new CCHS campus (to be completed in early 2023) is the new Education Building. An entire space devoted specifically to animal training and humane education!

WHAT'S INSIDE?

This 148-foot long building will house . . .

- A 630-square-foot room for canine behavior assessments. This space is also large enough to do dog-dog introductions and behavior modification work with special-needs dogs.
- A 3,672-square-foot dog training arena! We'll have ample space for puppy classes, dog training classes, and advanced classes.
- A 630-square-foot classroom. We'll use this for education programs for kids, students of all ages, and our own staff and volunteers.

We'll also have over 1,405 square feet of storage space and, of course, restrooms and a water fountain!

Other plans for the building:

- Twice yearly "yard sale" of gently used pet supplies;
- Cat and Kitten Yoga Classes (*It's exactly what you think - you do yoga while kittens walk on your head!*)



Awesome features:

- Lots of windows and natural light.
- Special cushioned flooring in the dog training area that will be comfortable for trainers and safe for canine athletic activities.
- A large over-head door, great for indoor-outdoor events.

ASK THE EXPERT

BREANNE TABBERT



BEHAVIOR SPECIALIST

At CCHS, cat adoptions make up about 60% of our yearly adoptions! With so many felines heading into new homes we've been able to identify some frequently asked questions by new cat adopters.

FAQ #1: "I adopted my cat 2 days ago and he's hiding under the bed and not eating. What can I do to make him more comfortable?"

BT: Though bringing a new cat home is an exciting time for us, it can be very stressful for our four-legged friends as their whole world has suddenly changed!

No longer confined to a cage they're used to, it is common for cats and kittens to seek out a quiet, secure spot from which they can take in their new and strange surroundings. One has no time to eat if they're busy looking out for danger!

Here are a couple of things that you can do to help your new cat get comfortable:

- Dedicate one room for the new cat to adjust to at first. This room should have all his supplies: food & water bowls, litterbox, toys, etc. A room that is quiet with low foot traffic is ideal.
- If he's hiding under the furniture, you can entice him to venture out by setting a dish of canned food by the edge of his safe zone. *(Canned food is often more enticing than dry kibble, and a timid cat will be more inclined to take a risk if the reward is particularly appealing.)*

After a couple of days, you may enter the room to find your cat lounging on some furniture, or possibly even checking out the door. If your cat is out and about and appears comfortable in the room, then you can leave the door open so he can access the rest of the house.

Patience is certainly key in letting him explore on his own terms and it's best to refrain from forcing a cat to explore beyond his comfort zone.

FAQ #2: "My new kitten just runs around attacking my feet and it's starting to hurt. How can I get her to stop biting me?"

BT: Litters of kittens in the shelter can often be found sleeping, eating, or playing and wrestling with one another. When separated from their littermates, YOU become their new friend to have these "play fights" with. Engaging in play with your new kitten (and even some young adult cats) is *very important* for both physical and mental stimulation, and will save your limbs in the long run!

Though access to toys is great, you need to make the toys "come alive" so your cat is excited to play with them. Wand toys are a great option because they give your kitty something to stalk and hunt. Be sure that you let them catch the toy occasionally, so they get to enjoy the satisfaction of completing the hunt.

A good idea when your cat likes to pounce at your feet, is to give her a large, stuffed animal similar to her own size. She'll be able to wrestle, bite, and scratch to her heart's content and you come out wound-free!

Keep in mind, some kittens mature quicker than others and some stay playful their whole lives!

Do you have a question for the expert?

Our Animal Behavioral Specialist, **Breanne Tabbert**, is happy to answer any questions you have about why your pet is doing that . . . *thing*. Reach out to her at Breanne@cuhumane.org!



Bubble, Bubble, Toil, and Trouble!

Catnip bubbles are an easy and cost effective way to brighten up your cat's day.

Bubbles have been so popular with shelter cats, we sometimes turn on a battery-powered bubble-blowing machine to entertain them while the staff is otherwise occupied.

Your Daily Dose of Enrichment!

Make Feeding Fido Fun!

Making your dogs' meals a fun time is a great way to build enrichment into their daily routine.

Puzzle feeders come in a variety of different shapes, sizes, colors, textures, and levels of difficulty. There are many options!

Some dogs may need you to show them how to use the puzzle feeder, but most are able to figure it out with a little trial and error.



CHAMPAIGN COUNTY HUMANE SOCIETY

Paw Prints

IN THIS ISSUE

DIRECTOR'S NOTE.....	1
SUMMER SAFETY.....	2
NEW CAMPUS SPOTLIGHT.....	3
ASK THE EXPERT.....	4
ADOPT US.....	5
MUTT STRUT (by the numbers).....	6
MYTH BUSTING.....	8
FUR BALL, FOSTERS, FREEWILL....	9
FUNDRAISING.....	10
ENRICHMENT.....	11
SPECIAL THOUGHTS.....	12

VOLUME 42 | 66TH YEAR

Paw Prints

CCHS BOARD OF DIRECTORS

Darren Taylor, President

Kristen Sackley, Vice President

Anthony Pendleton, Treasurer

Jennifer Romine, Secretary

Gloria Arizaga

Mark Ballard

Danielle Bender

Justina Koehler, DVM

Heather Miller

Dwight Raab

Gloria Sax

Laura Shapland

Colleen Vojak

EXECUTIVE DIRECTOR

Mary Tiefenbrunn

director@cuhumane.org

Questions, comments, and corrections:

Sarah Sheppard, Development Director

sarah@cuhumane.org

Paw Prints is published and copyrighted by CCHS.



1911 EAST MAIN STREET, URBANA, IL 61802

217.344.7297 | WWW.CUHUMANE.ORG